

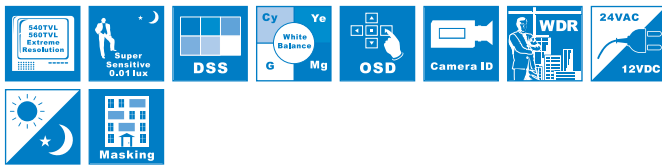
### Product Information

VC57D15 is a WDR day/night camera specially designed for the professional Day/Night surveillance. At daytime, the camera features a 540TVL Color image and at nighttime, the image is converted into real B/W mode (Color signal removal) resulting in the resolution and sensitivity greatly enhanced.

The unique wide dynamic technology with smart & easy-to-use OSD settings provides users with the optimum solution for the best image quality at various situations.

The camera incorporates an Intelligent CDS sensor and mechanical day/night dual filter system so that the filter is accurately switched on and off with the image changed from Color to B/W or B/W to Color mode at 5 lux darkness.

Specially designed power circuit enables the camera to be operated from DC11V to DC40V and from AC15V to AC30V maximizing the reliability of the unit from power fluctuations. This wide tolerance accepts most of unstable power supplies without failure before or after installation.



### Key Features

- Pixim Super Wide Dynamic (sWDR)
- Easy-to-use OSD functions (possible to control locally or remotely)
- C/CS and Flange-back focus adjustment lever built-in
- IR Sensitive mechanical Day/Night filter system built-in
- True Color at Day and Real B/W at Night conversion
- Optic photo sensor built-in
- High performance 1/3" WDR Digital imaging device
- High resolution of 540 TVL at Day / 560 TVL at Night
- Greatly enhanced Sensitivity of 0.01 Lux at F1.2 (DSS On)
- Roll free picture with 24VAC Line Lock
- Auto DC / VIDEO iris
- Camera ID
- Digital Slow Shutter (DSS)
- Privacy masking
- RS-485
- Power option : 12VDC, 12VDC / 24VAC

### True Day & Night image conversion for 24 hours clear view



#### True Day/Night switching

The image is converted to B/W mode from Color and the IR cut filter is automatically removed at 5 lux darkness.



#### True Color with a Blue filter/Precise focus with IR filter

This dual filter mechanism is uniquely designed to have a blue filter in daytime for a precise color reproduction and to have an IR focus corrective filter at nighttime so that there is no focus shift when the IR lights are activated.

### Super Wide Dynamic (sWDR)

Light level is controllable with provided easy-to-use OSD menu that enables the camera to be ideally set up for the most of different levels of backlight or contrast lighting situations.



CCD



VC57D15

### The Maximum sensitivity with the best sensor and the latest technology

Used with the latest Pixim WDR sensor, VC57D15 provides the highest light sensitivity of 0.01 Lux/F1.2. In addition the built-in Day/Night function completely removes the color signal noises for an ultra clear nighttime image quality.




Conventional




VC57D15

### Digital Slow Shutter (DSS)


The DSS function allows the camera can display the bright image even in extreme darkness.



2x



8x




32x

# VC57D15 | Wide Dynamic True Day & Night camera

## Greatly improved Day & Night response

Does the picture convert itself between color and b/w at the right time exactly and is the IR illumination on and off at the same time as well? A new technology of Day and Night control is added to this device. An accurate control of image conversion and a precise operation of day & night filter movement at the right moment, give a reliable image capturing capability in Color mode at daytime and in B/W mode at nighttime.



## Camera ID setting

Users can use the camera identification (Camera ID) to assign a name of the camera. The camera ID consists of up to 12 alphanumeric characters.

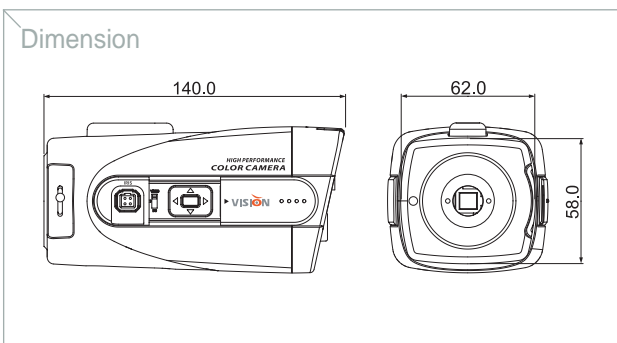
## Privacy zone masking

When the unit is observing a wide area, the captured image can be masked for privacy purposes. Users can easily configure the size and position of the required privacy zones.

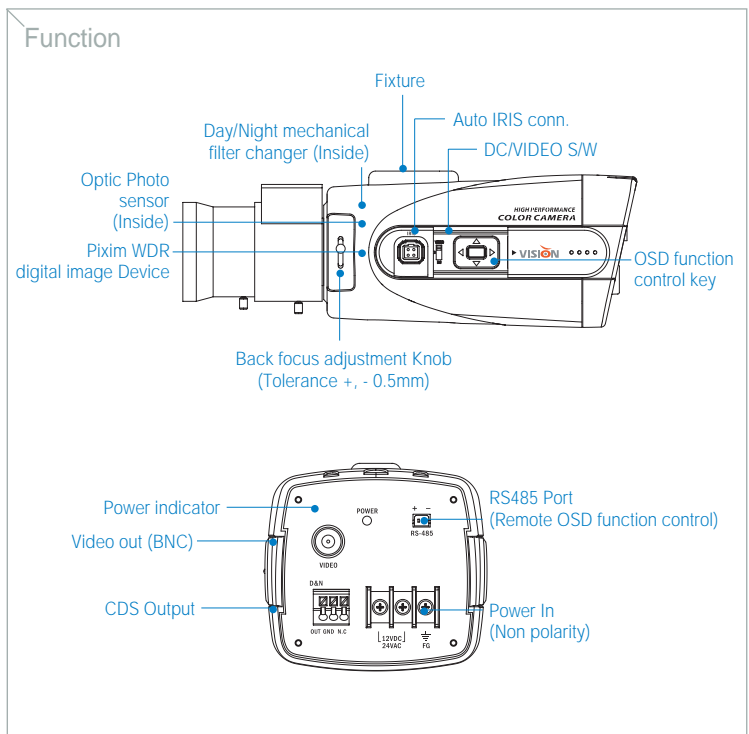


## Dual switching power (w/Auto Line-lock)

The unit builds in highly efficient switching power control that self-configures 12VDC or 24VAC input and 24VAC line pulse automatically (Automatic line-lock). Double insulated power design guarantees no ground loop when used with multiple cameras and system equipment together through one power source.



MODEL	VC57D15
Image sensor	1/3" Pixim WDR digital imaging device
Effective Pixels	720(H) x 540(V)
H.Resolution	540 TV Lines (Day) / 560 TV Lines (Night)
Synchronizing system	Internal / Line Lock
Scanning system	NTSC / PAL-compatible
Video output	1.0Vp-p Composite. 75 Ohms
S/N ratio	More than 50 dB (AGC Off)
Min. illumination	0.3 Lux at F1.2 (DSS Off) / 0.01Lux at F1.2 (DSS On)
Back Light Compensation	On / Off by OSD
Camera ID	Up to 12 characters (alphanumeric and symbols)
Gamma correction	Standard $\gamma = 0.45$
White Balance	2,000°K ~ 11,000°K Auto ATW / AWC / MANU selectable by OSD
Gain Control	Standard : -6dB ~ 42dB Auto / Maximum by OSD
Smear Effect	0.005%
Power source	12VDC, 12VDC / 24VAC
Operating current	200mA at 12VDC, 100mA at 24VAC
Lens	C/CS Mount
Iris Control	ESC / Auto by slide switch
Operating Temperature	14°F ~ 122°F (-10°C ~ +50°C)
Humidity	Within 90% RH
Measurement (mm)	62(W) x 58(V) x 140(L)
Weight (Approx.g)	680
OSD Menu	
WDR	Off / low / middle / high
White balance	ATW / AWC / MANU User selectable
Gain Control	Low, Middle, High, Off Selectable
Digital Slow Shutter	Off / 2x ~ 32x (DSS)
DAY/NIGHT	COLOR / BW / AUTO (Day & Night)



3DNR & HSBLC Series HD Series  
Analog camera  
IP camera  
DVR  
Accessories